

User Manual

For

Digitally Signing of your application

Digital Signature:

A digital signature is an electronic form of a signature that can be used to authenticate the identity of the sender of a message or the signer of a document, and also ensure that the original content of the message or document that has been sent is unchanged. Digital signatures are easily transportable and cannot be imitated by someone else. The ability to ensure that the original signed message arrived means that the sender cannot easily disclaim it later.

Digital Signature Certificate (DSC):

Digital Signature Certificates (DSC) is the electronic format of physical or paper certificate like a driving License, passport etc. Certificates serve as proof of identity of an individual for a certain purpose; for example, a Passport identifies someone as a citizen of that country; who can legally travel to any country. Likewise, a Digital Signature Certificate can be presented electronically to prove your identity, to access information or services on the Internet or to sign certain documents digitally.

Digital Signature Certificate:

A Digital Signature Certificate authenticates your identity electronically. It also provides you with a high level of security for your online transactions by ensuring absolute privacy of the information exchanged using a Digital Signature Certificate. You can use certificates to encrypt information such that only the intended recipient can read it. You can digitally sign information to assure the recipient that it has not been changed in transit, and also verify your identity as the sender of the message.

Controller Certifying Authorities for Digital Signature Certificate:

Legally valid Digital Signature Certificates are issued only through a Controller of Certifying Authorities (CCA), Govt. of India, licensed Certifying Authorities (CA), such as e-Mudhra, NIC, TCS, MTNL, Ncode etc.

Legal status of a Digital Signature:

Digital Signatures are legally admissible in a Court of Law, as provided under the provisions of IT

How to Digital Signature In your Application

Click on the button to digital sign your application.

Form 19C [see rule 59(2)]		
Application for grant or renewal of a [licence to sell, stock, exhibit or offer for sale, or distribute] of drugs specified in Schedule .		
1. I/We _____ of _____	TEST TEST S/O TEST TEST TEST	
hereby apply for a licence to sell by *wholesale/*retail drugs specified in Schedule X to the Drugs and Cosmetics Rules, 1945. We operate a pharmacy on the premises, situated at		
Shop No/Plot No.: Tesst122, test ,test , Tehsil: test , District: BHOPAL , Pincode: 564646		
2. The sale and dispensing of drugs will be made under the personal supervision of the registered pharmacists mentioned below :		
(Name) _____	(Qualification) _____	B.PHARM, REG:REG13434, VALID UPTO:28/01/2016
3. Name of drugs to be sold :		
Licence to sell, stock or exhibit [or offer] for sale, or distribute drugs by retail specified in Schedule X.		
4. Particulars of storage accommodation.		
5. A fee of rupees Rs. 500/- has been credited to Government under the head of account 0210 Medical and Public Health, 04 Public Health, 104 Fees and Fines, (5) Lic. Fees under Drugs and cosmetics Rules. vide treasury receipt attached.		
Date _____	05/01/2015	Signature _____
<i>* Delete whichever is not applicable. ** To be deleted if drugs will be sold only by wholesale. ***Required only if products requiring special storage are to be sold.</i>		
Click for Digital Sign		

Applicant can select any below mentioned method for digital signature.

Select Signing Method

- Signed PDF with US B Dongle
- Signed PDF with File

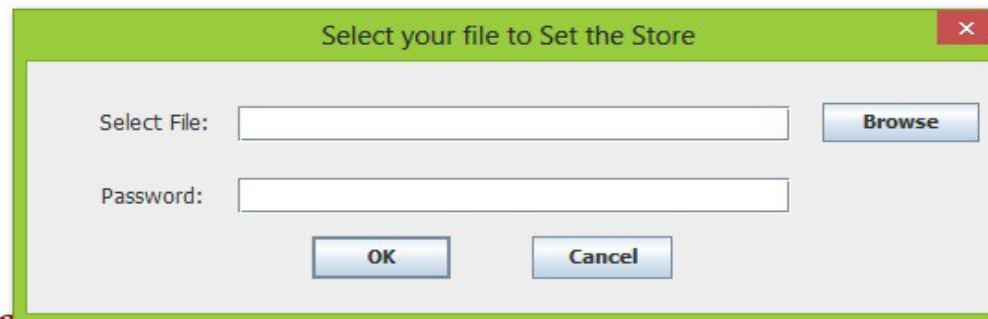
[Set Signing Method](#)

After selecting Signing Method, Click here to Digital Sign

Please Wait, Digital Signature is Processing, this may take few seconds. Do not press Cancel/Back button.

A. In case of Signed PDF with file.

After selection of Signed PDF with File, Applicant has to browse .PFX file.

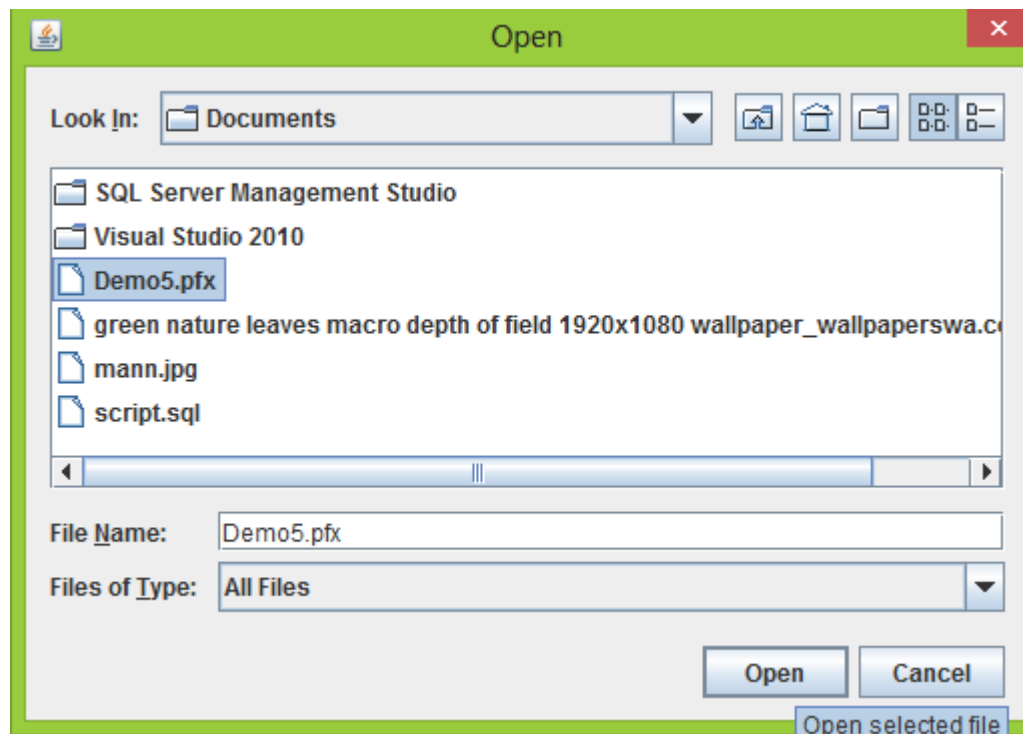


The screenshot shows a dialog box with a green title bar that reads "Select your file to Set the Store". Inside the dialog, there are two input fields: "Select File:" and "Password:". To the right of the "Select File:" field is a "Browse" button. Below the "Password:" field are "OK" and "Cancel" buttons. The dialog box is centered on the page.

Please wait, Digital Signature is Processing, this may take few seconds. Do not press Cancel/Back button.

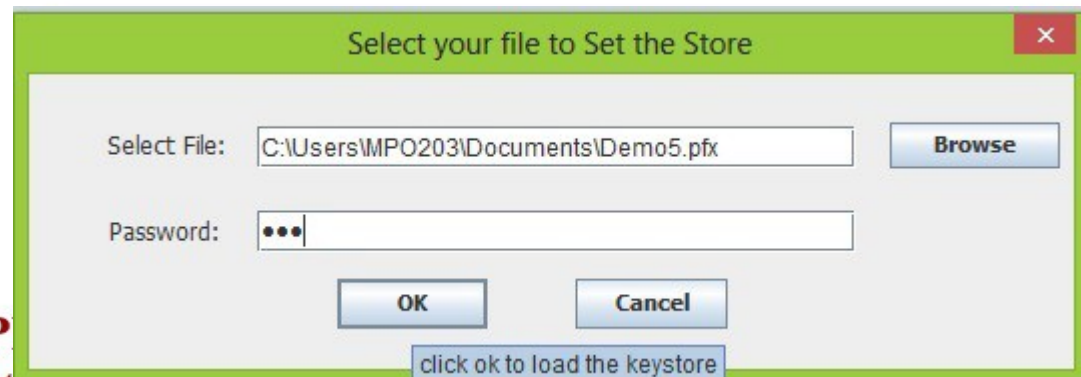
How to Digital Signature In your Application

Select your .PFX file.



How to Digital Signature In your Application

After selecting your .PFX file type your password.



The screenshot shows a dialog box with a green title bar and a red close button. The title is "Select your file to Set the Store". Inside the dialog, there are two input fields: "Select File:" with the text "C:\Users\MPO203\Documents\Demo5.pfx" and a "Browse" button to its right; and "Password:" with a masked password field containing three dots. Below these fields are "OK" and "Cancel" buttons. A blue callout box points to the "OK" button with the text "click ok to load the keystore".

P **ay**
take few seconds. DO NOT press Cancel/BACK button.

How to Digital Signature In your Application

Select Signer Certificate

Select your digital certificate to digitally sign file(s)
Click [View Certificate] to view more details of the certificate

Powered by **Dhruvam**
PKI Suite From TCS

Issued To	Issued By	Serial No	Expiration Date	Issuer Det:
DemoFive	TCS DEMO SUBC...	6435b2158...	Wed Jun 03 15:0...	CN=TCS DEMO

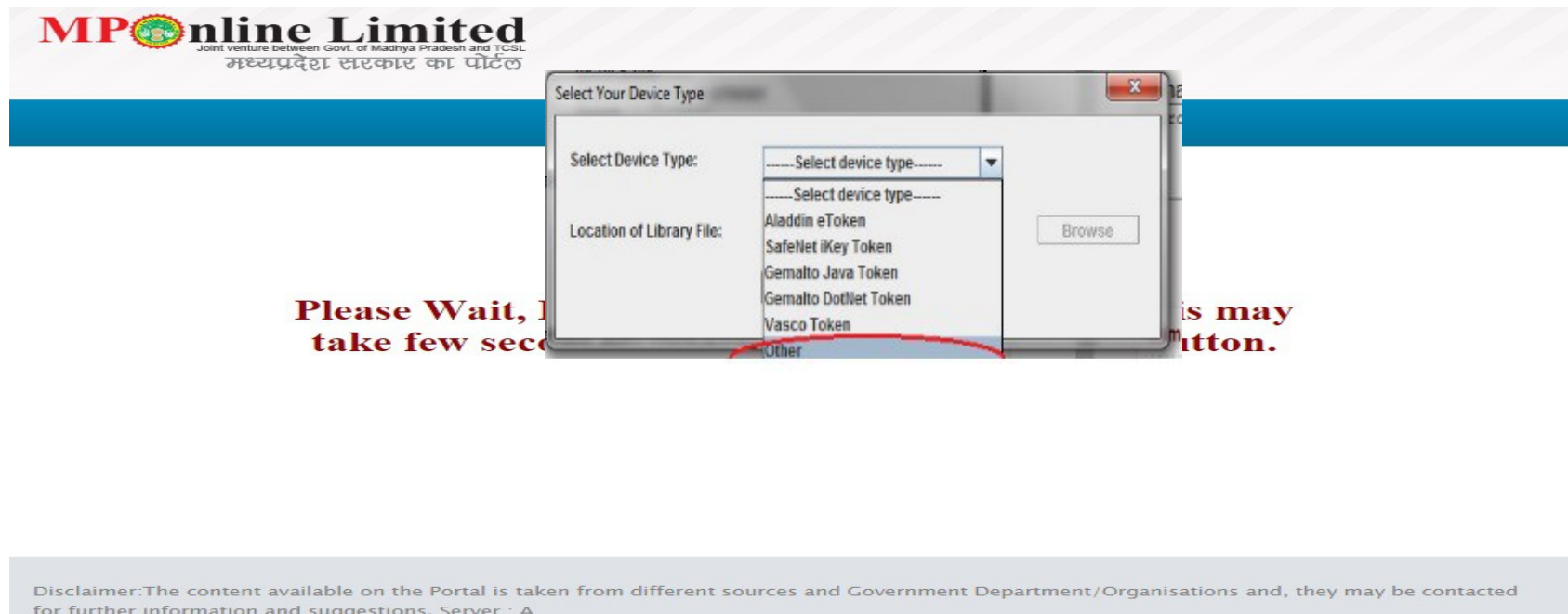
Copyright (c) 2008 Tata Consultancy Services Limited.

**Please
take**

**s may
tton.**

B. In case of Signed PDF with USB Dongle.

When User select option for Signed PDF with USB Dongle than user has to select the manufacture name of USB dongle issue to him. In case applicant doesn't find the name, applicant has to select “other” option.



MP Online Limited
Joint venture between Govt. of Madhya Pradesh and TCSL
मध्यप्रदेश सरकार का पोर्टल

Please Wait, I will take few seconds. This may take a few minutes.

Select Your Device Type

Select Device Type: [Select device type] [Browse]

Location of Library File:

- Aladdin eToken
- SafeNet iKey Token
- Gemalto Java Token
- Gemalto DotNet Token
- Vasco Token
- Other

Disclaimer: The content available on the Portal is taken from different sources and Government Department/Organisations and, they may be contacted for further information and suggestions. Server : A

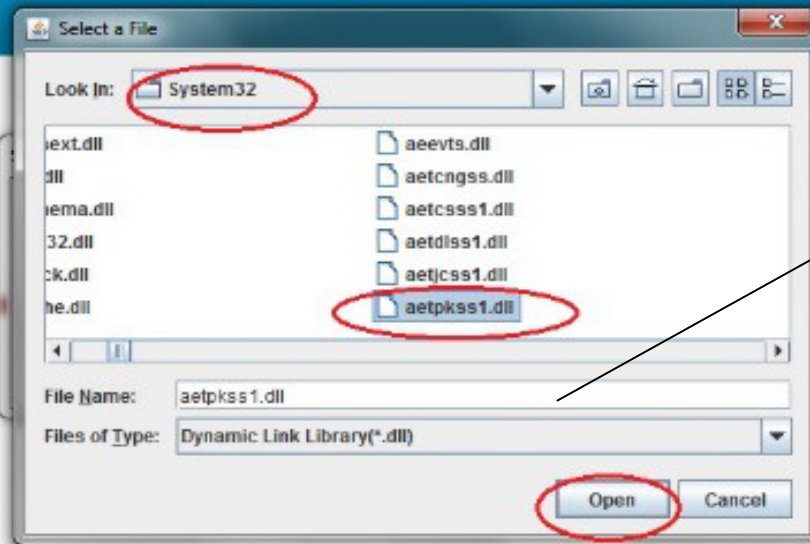
How to Digital Signature In your Application

In case applicant select "other" option, applicant has to select .dll file from his system.

If you have "epass" digital Signature Dongle then select "eps2003csp11.dll"

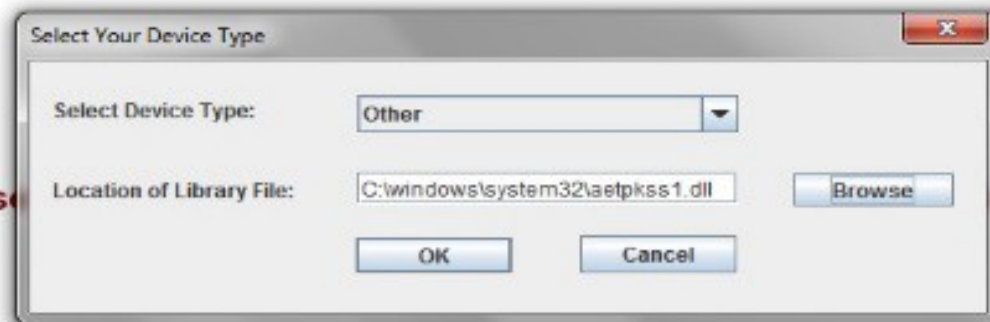
Please

few



How to Digital Signature In your Application

Click OK after selecting file.



How to Digital Signature In your Application

Click OK button.

Select your digital certificate to digitally sign file(s)
Click [View Certificate] to view more details of the certificate

Issued To	Issued By	Serial No	Expiration Date	Issuer Det
Ajay Ieshavrao P...	NIC sub-CA for N...	141e09312...	Fri Nov 27 03:01...	CN=NIC sub-C...

View Certificate **OK** Cancel

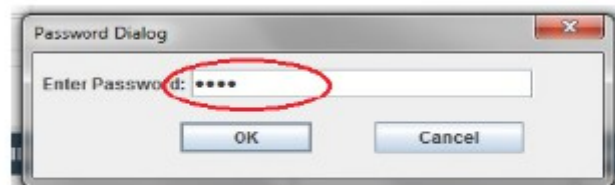
Copyright (c) 2008 Tata Consultancy Services Limited.

Please Wait
take few s

s may
utton.

How to Digital Signature In your Application

Applicant will then be asked for his password. Enter your password and click OK.



Please Wait, this may take few seconds. Do not press Cancel/Back button.

How to Digital Signature In your Application


Below picture shows digital signed symbol.



Proprietor's Photograph



Pharmacist's Photograph



Date : 28-11-2014

Licence No : 20/333/26/2014

Conditions of Licence

1. This licence shall be displayed in a prominent place in a part of the premises open to the public.
2. The licensee shall comply with provisions of the Drugs and Cosmetics Act, 1940 and the Rules thereunder for the time being in force.
3. The licensee shall report to the Licensing Authority any change in the qualified staff in charge within one month of such change.
4. No drug shall be sold unless such drug is purchased under a cash or credit memo from a duly licensed dealer or a duly licensed manufacturer.
5. The Licensee shall inform the Licensing Authority in writing in the event of any change in the constitution of the firm operation under the licence
Where any change in the constitution of the firm takes place, the current licence shall, deemed to be valid for a maximum period of three months from the date on which the change takes place unless, in the meantime, a fresh licence has been taken from the Licensing Authority in the name of the firm with changed constitution.

How to Digital Signature In your Application

First time VLE has to Validate the signature before he prints it.




Proprietor's Photograph



Pharmacist's Photograph

Date : 28-11-2014

Licence No : 20/333/26/2014



Conditions of Licence

1. This licence shall be displayed in a prominent place in a part of the premises open to the public.
2. The licensee shall comply with provisions of the Drugs and Cosmetics Act, 1940 and the Rules thereunder for the time being in force.
3. The licensee shall report to the Licensing Authority any change in the qualified staff in charge within one month of such change.
4. No drug shall be sold unless such drug is purchased under a cash or credit memo from a duly licensed dealer or a duly licensed manufacturer.
5. The Licensee shall inform the Licensing Authority in writing in the event of any change in the constitution of the firm operation under the licence. Where any change in the constitution of the firm takes place, the current licence shall, deemed to be valid for a maximum period of three month from the date on which the change takes place unless, in the meantime, a fresh license has been taken from the Licensing Authority in the name of the firm with changed constitution.

How to Digital Signature In your Application

First time VLE has to Validate the signature click on the image, than click on Signature properties

Proprietor's Photograph

Date : 28-11-2014 **Licence No : 20**

Signature Validation Status

Signature validity is UNKNOWN.
- The Document has not been modified since this signature was applied.
- The signer's identity is unknown because it has not been included in your list of trusted identities and none of its parent certificates are trusted identities.

Legal Notice... **Signature Properties...** Close

Signature validity unknown
Digitally Signed By **Smrta Suril** (Personal)
Date : 07-Dec-2014 12:52:05 IST

**Licensing Authority
BHO PAL (M.P.)**

Conditions of Licence

1. This licence shall be displayed in a prominent place in a part of the premises open to the public.
2. The licensee shall comply with provisions of the Drugs and Cosmetics Act, 1940 and the Rules thereunder for the time being in force.
3. The licensee shall report to the Licensing Authority any change in the qualified staff in charge within one month of such change.
4. No drug shall be sold unless such drug is purchased under a cash or credit memo from a duly licensed dealer or a duly licensed manufacturer.
5. The Licensee shall inform the Licensing Authority in writing in the event of any change in the constitution of the firm operation under the licence. Where any change in the constitution of the firm takes place, the current licence shall, deemed to be valid for a maximum period of three month from the date on which the change takes place unless, in the meantime, a fresh license has been taken from the Licensing Authority in the name of the firm with changed constitution.

How to Digital Signature In your Application

After Signature properties, than click on Signer Legal Notice.

Proprietor's Photograph

Date : 28-11-2014

Li

1. This licence shall be displayed in
2. The licensee shall comply with p
3. The licensee shall report to the Li
4. No drug shall be sold unless such
5. The Licensee shall inform the Li
Where any change in the constit
from the date on which the change takes place unless, in the meantime, a fresh license has been taken from the Licensing Authority in the name o
the firm with changed constitution.

Signature Properties

Signature validity is UNKNOWN.

Summary Document Signer Date/Time Legal

When validating digital signatures, you should evaluate the Document that was signed and the signer identity. Click Signer Legal Notice to review important information relating to signer identity, including legal terms and conditions that apply should you rely upon any signature created using the signer identity.

You should always view the original signed document to see what was signed (you can do this by clicking View Signed Version in the Document tab). Other tools available in the Document tab can help you analyze what has changed since the document was signed; however, these tools are not a substitute for viewing the original signed document.

Some documents may contain content that can affect the document's on-screen and printed presentation. You can get a description of such content by clicking View Document Integrity Properties. In most cases the content is harmless (for example, a JavaScript used for form calculations). You should verify that a document with such content comes from a trusted source and that only permitted changes have been made to it before trusting it.

Signer Legal Notice... View Document Integrity Properties...

Validity unknown
Digitally Signed By **Smritha Suril** (Personal)
Date : 07-Dec-2014 12:52:05 IST

**Licensing Authority
BHOPAL (M.P.)**

ereunder for the time being in force.
hin one month of such change.
ased dealer or a duly licensed manufacturer.
onstitution of the firm operation under the licence
to be valid for a maximum period of three month

How to Digital Signature In your Application

After click on Signer Legal Notice, now to click on **Trust** and **Add Trusted identities**.

The screenshot displays a 'Certificate Viewer' dialog box with the following elements:

- Trust Tab:** A red circle highlights the 'Trust' tab in the top navigation bar.
- Trust Settings:** A list of permissions, each with a red 'X' in a box, indicating they are not trusted:
 - Sign documents or data
 - Certify documents
 - Execute dynamic content that is embedded in a certified document
 - Execute high privilege JavaScripts that are embedded in a certified document
 - Perform privileged system operations (networking, printing, file access, etc.)
- Action Button:** A red circle highlights the 'Add to Trusted Identities...' button at the bottom of the Trust Settings panel.

The background interface includes:

- Proprietor's Photograph:** A photo of a man.
- Date:** 28-11-2014
- License Terms:** A list of conditions, including:
 - This licence shall be displayed
 - The licensee shall comply with
 - The licensee shall report to the
 - No drug shall be sold unless s
 - The Licensee shall inform the
- Validity unknown:** A red circle highlights a warning message: 'Validity unknown. Digitally Signed By Sanjay Sunil (Personal). Date : 07-Dec-2014 12:52:05 IST'. Below it is a question mark icon and the text 'Licensing Authority BHOPAL (M.P.)'.

How to Digital Signature In your Application

After click on Signer Legal Notice, now to click on **Trust** and **Add Trusted identities** and Now **OK**

The screenshot displays a digital signature application interface. On the left, there is a section for the 'Proprietor's Photograph' with a photo of a man and the date 'Date : 28-11-2014'. Below this is a list of license conditions:

1. This licence shall be displayed in...
2. The licensee shall comply with pr...
3. The licensee shall report to the Lic...
4. No drug shall be sold unless such...
5. The Licensee shall inform the Lic...

Below the list, it states: 'Where any change in the constitution of the firm takes place, the current licence shall, deemed to be valid for a maximum period of three month from the date on which the change takes place unless, in the meantime, a fresh license has been taken from the Licensing Authority in the name o the firm with changed constitution.'


In the center, a 'Certificate Viewer' dialog box is open, showing the name 'MALI BHAIRAPPA R <tch' and tabs for 'Summary', 'Details', 'Revocation', 'Trust', 'Policies', and 'Legal Notice'. The 'Trust' tab is selected, displaying the message 'This certificate is not trusted.' and 'Trust Settings'. Below this is an 'Add to Trusted Identities...' button.

An 'Acrobat Security' dialog box is overlaid on the Certificate Viewer, with a warning icon and the text: 'If you change the trust settings, you will need to revalidate any signatures to see the change. Trusting certificates directly from a document is usually unwise. Are you sure you want to do this?'. The 'OK' button in this dialog is circled in red.

On the right side, there is a red oval containing a yellow question mark icon and the text: 'Validity unknown', 'Digitally Signed By Smita Sunit (Personal)', 'Date : 07-Dec-2014 12:52:05 IST', and 'Licensing Authority BHO PAL (M.P.)'.

How to Digital Signature In your Application

12. Kindly select all three options in certified documents



Proprietor's Photograph

Date : 28-11-2014

Issuer: NIC sub-CA for NIC 2011
Usage: Sign transaction, Sign document
Expiration: 26-11-2015 13:15:14

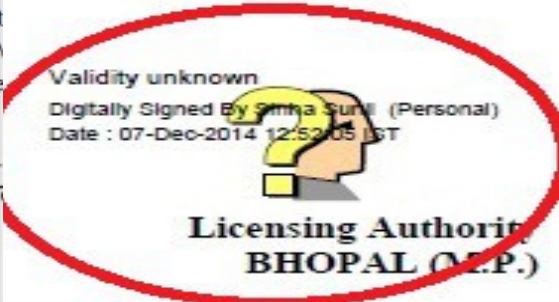
Trust

A certificate used to sign a document must either be designated as a trust anchor or chain up to a trust anchor in order for signature validation to succeed. Revocation checking is not performed on or above a trust anchor.

Use this certificate as a trusted root

If signature validation succeeds, trust this certificate for:

- Signed documents or data
- Certified documents
- Dynamic content
- Embedded high privilege JavaScript
- Privileged system operations (networking, printing, file access, etc.)



Validity unknown
Digitally Signed By Simha Suril (Personal)
Date : 07-Dec-2014 12:52:05 IST

**Licensing Authority
BHOPAL (M.P.)**

1. This licence shall be displayed
2. The licensee shall comply with
3. The licensee shall report to the
4. No drug shall be sold unless su
5. The Licensee shall inform the

Where any change in the constitution of the firm takes place, the current licence shall, deemed to be valid for a maximum period of three month from the date on which the change takes place unless, in the meantime, a fresh license has been taken from the Licensing Authority in the name of the firm with changed constitution.

How to Digital Signature In your Application

Kindly select all three options in certified documents and click on Ok

The screenshot shows a digital signature application window. On the left, there is a section for the proprietor's photograph and the date: 28-11-2014. The main area displays a trust dialog box with the following text:

Issue: NIC sub-CA for NIC 2011
Usage: Sign transaction, Sign document
Expiration: 26-11-2015 13:15:14

Trust

A certificate used to sign a document must either be designated as a trust anchor or chain up to a trust anchor in order for signature validation to succeed. Revocation checking is not performed on or above a trust anchor.

Use this certificate as a trusted root

If signature validation succeeds, trust this certificate for:

- Signed documents or data
- Certified documents
- Dynamic content
- Embedded high privilege JavaScript
- Privileged system operations (networking, printing, file access, etc.)

Buttons: Help, OK, Cancel

On the right side of the screenshot, there is a red oval highlighting a digital signature block:

Validity unknown
Digitally Signed By Pmha Sunil (Personal)
Date : 07-Dec-2014 12:52:05 IST

**Licensing Authority
BHOPAL (M.P.)**


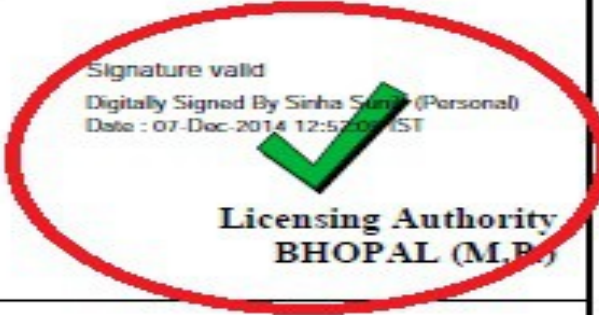
Below the signature block, there is a license document with the following text:

Under for the time being in force.
one month of such change.
dealer or a duly licensed manufacturer.

5. The Licensee shall inform the Licensing Authority in writing of any change in the constitution of the firm operation under the licence. Where any change in the constitution of the firm takes place, the current licence shall, deemed to be valid for a maximum period of three month from the date on which the change takes place unless, in the meantime, a fresh license has been taken from the Licensing Authority in the name of the firm with changed constitution.

How to Digital Signature In your Application

Then Click in Validate Signature OK , Validated Signature Sign is display on certificate.

	
Proprietor's Photograph	Pharmacist's Photograph
Date : 28-11-2014	Licence No : 20/333/26/2014
 <p>Signature valid Digitally Signed By Sinha Sunil (Personal) Date : 07-Dec-2014 12:52:07 IST</p> <p>Licensing Authority BHOPAL (M.P.)</p>	
<p><i>Conditions of Licence</i></p> <ol style="list-style-type: none">1. This licence shall be displayed in a prominent place in a part of the premises open to the public.2. The licensee shall comply with provisions of the Drugs and Cosmetics Act, 1940 and the Rules thereunder for the time being in force.3. The licensee shall report to the Licensing Authority any change in the qualified staff in charge within one month of such change.4. No drug shall be sold unless such drug is purchased under a cash or credit memo from a duly licensed dealer or a duly licensed manufacturer.5. The Licensee shall inform the Licensing Authority in writing in the event of any change in the constitution of the firm operation under the licence Where any change in the constitution of the firm takes place, the current licence shall, deemed to be valid for a maximum period of three months from the date on which the change takes place unless, in the meantime, a fresh license has been taken from the Licensing Authority in the name of the firm with changed constitution.	

How to Digital Signature In your Application



Date : 28-11-2014

Licence No : 20/333/26/2014

Signature valid

Digitally Signed By Sinha Sunil (Personal)

Date : 07-Dec-2014 12:57:03 IST



Licensing Authority
BHOPAL (M.P.)

Conditions of Licence

1. This licence shall be displayed in a prominent place in a part of the premises open to the public.
2. The licensee shall comply with provisions of the Drugs and Cosmetics Act, 1940 and the Rules thereunder for the time being in force.
3. The licensee shall report to the Licensing Authority any change in the qualified staff in charge within one month of such change.
4. No drug shall be sold unless such drug is purchased under a cash or credit memo from a duly licensed dealer or a duly licensed manufacturer.
5. The Licensee shall inform the Licensing Authority in writing in the event of any change in the constitution of the firm operation under the licence. Where any change in the constitution of the firm takes place, the current licence shall, deemed to be valid for a maximum period of three months from the date on which the change takes place unless, in the meantime, a fresh license has been taken from the Licensing Authority in the name of the firm with changed constitution.

Thanks You